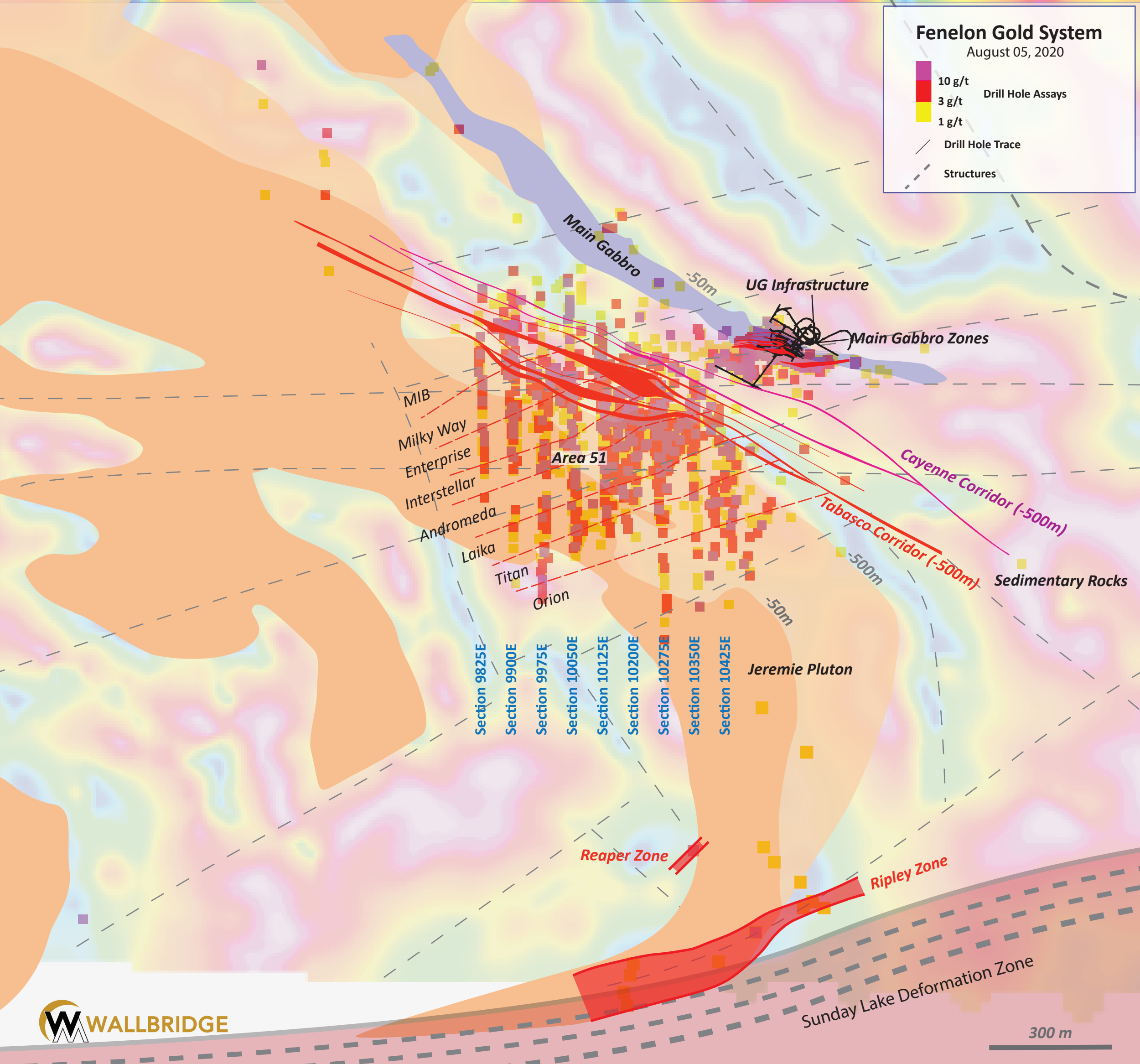
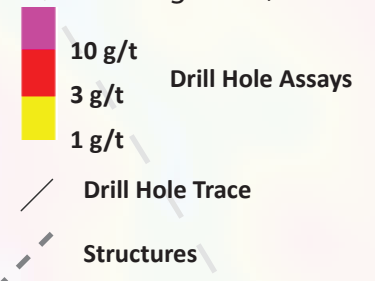
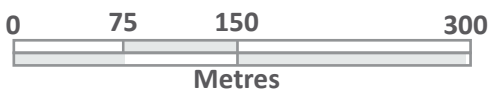
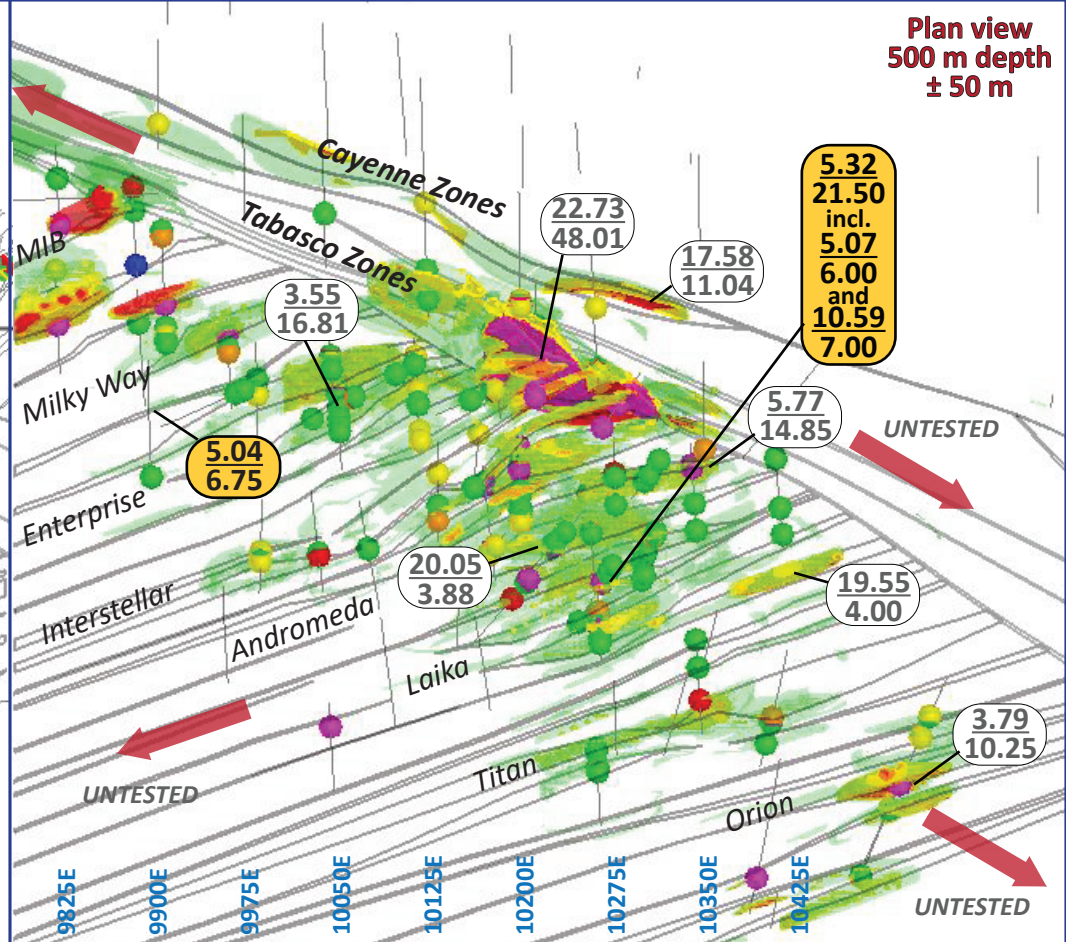
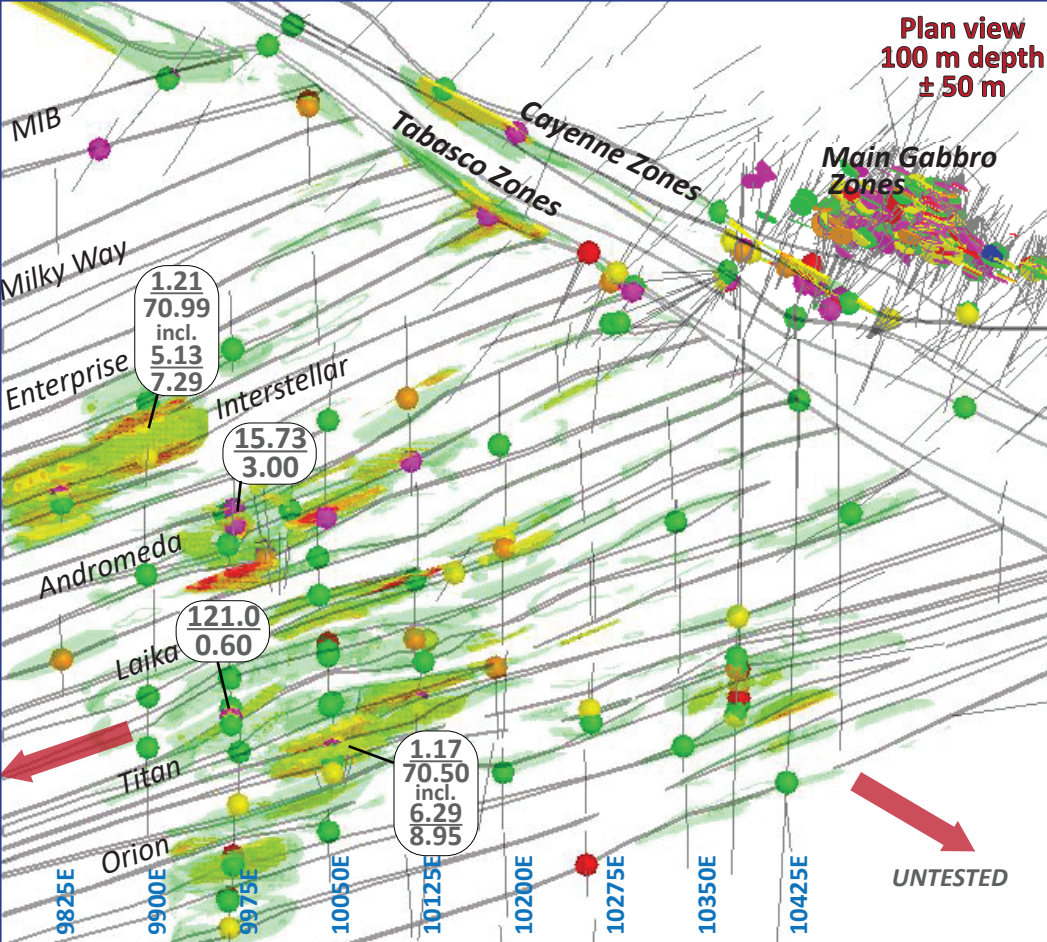


Fenelon Gold System

August 05, 2020





Fenelon Gold System
Plan views at 100 and 500 m depths

Looking Northeast
August 11, 2020

Drill hole intersections and grade shells* coloured by Au grade

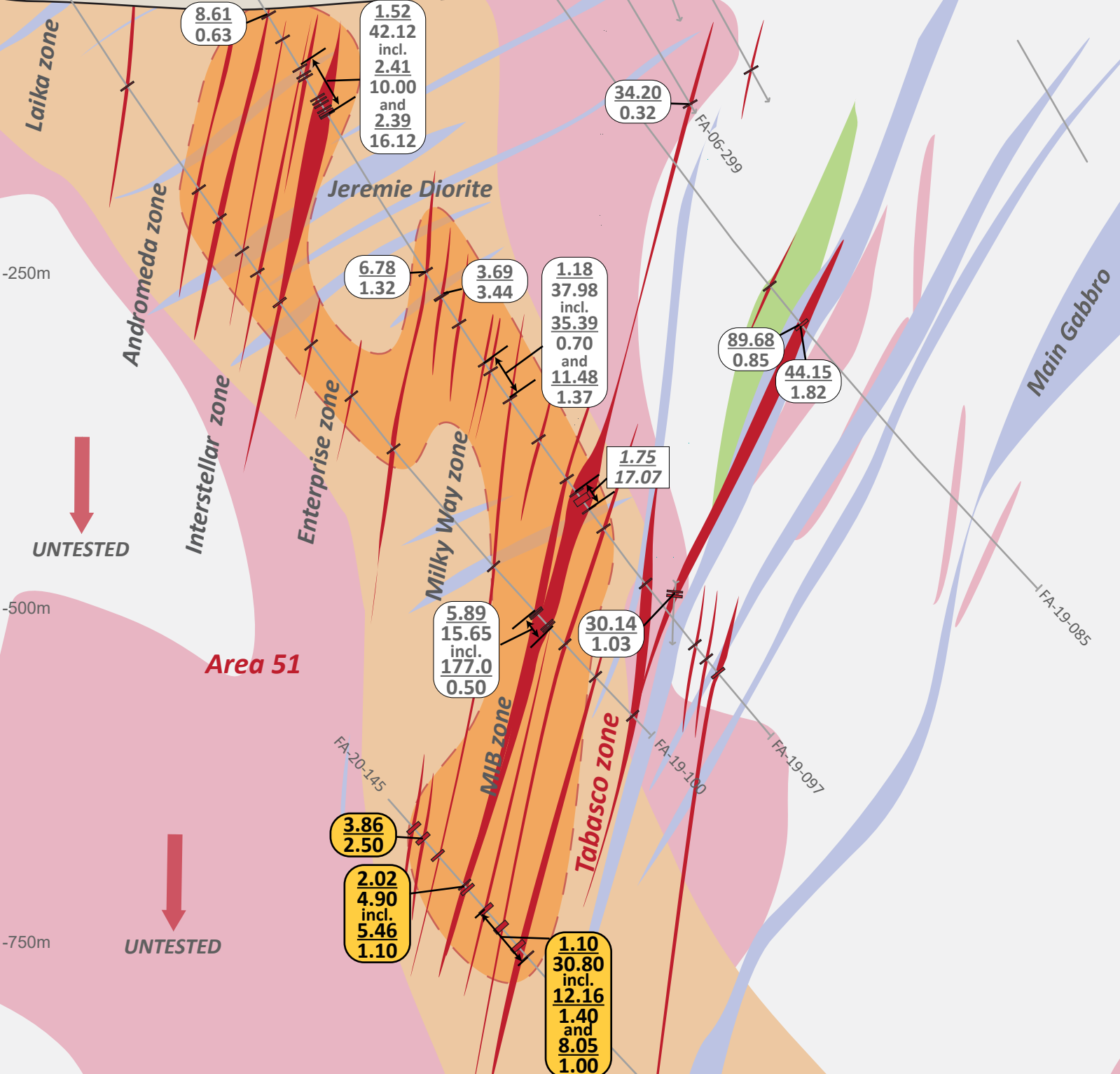
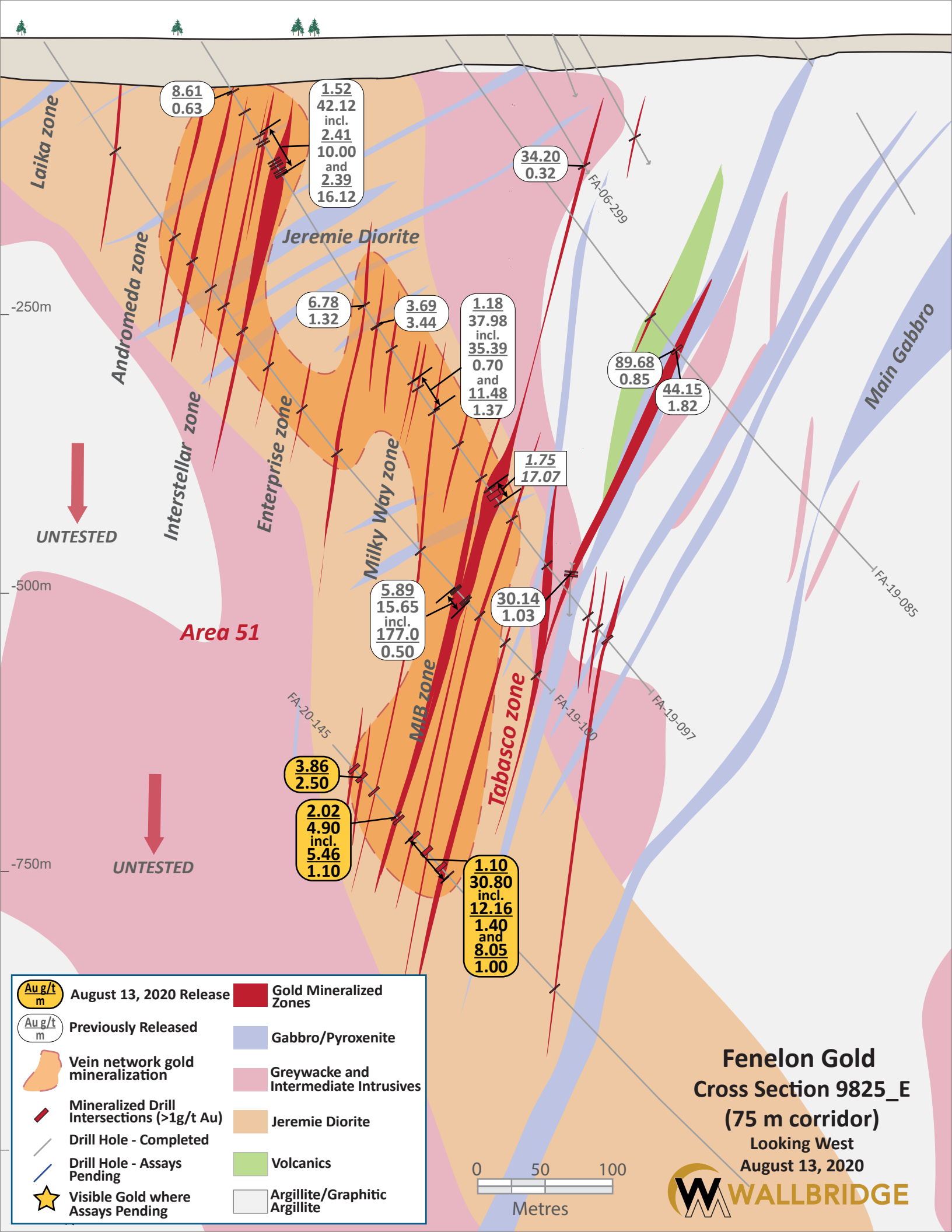
- > 10 g/t Au
- 8-10 g/t Au
- 6-8 g/t Au
- 4-6 g/t Au
- 2-4 g/t Au

Au g/t
m August 11 & 13, 2020 Release

Au g/t
m Previously Released

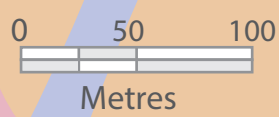
* gradeshells are not based on an Ni 43-101 resource estimate

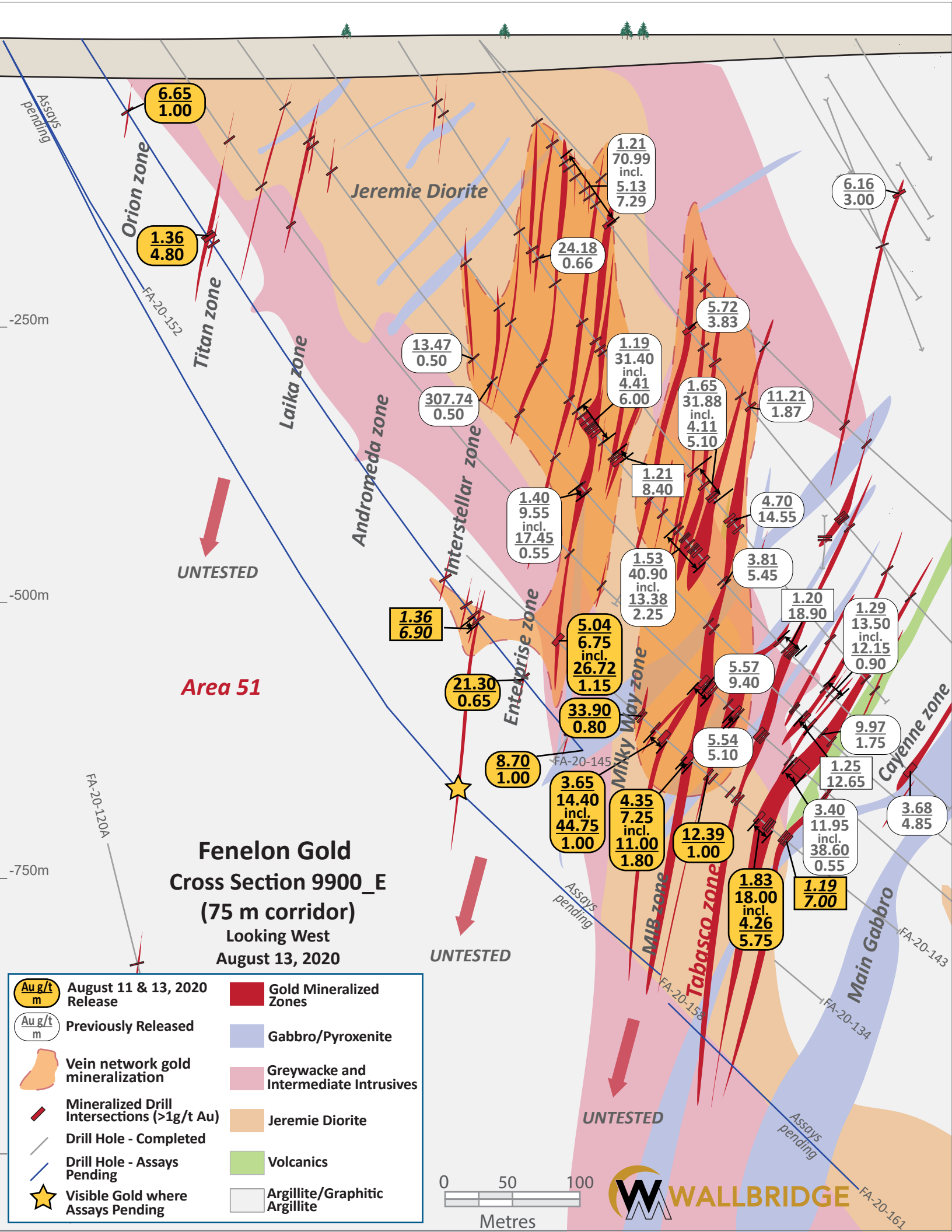




August 13, 2020 Release	Gold Mineralized Zones
Previously Released	Gabbro/Pyroxenite
Vein network gold mineralization	Greywacke and Intermediate Intrusives
Mineralized Drill Intersections (>1g/t Au)	Jeremie Diorite
Drill Hole - Completed	Volcanics
Drill Hole - Assays Pending	Argillite/Graphitic Argillite
Visible Gold where Assays Pending	

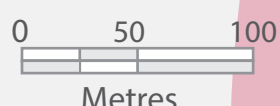
Fenelon Gold
Cross Section 9825_E
(75 m corridor)
 Looking West
 August 13, 2020

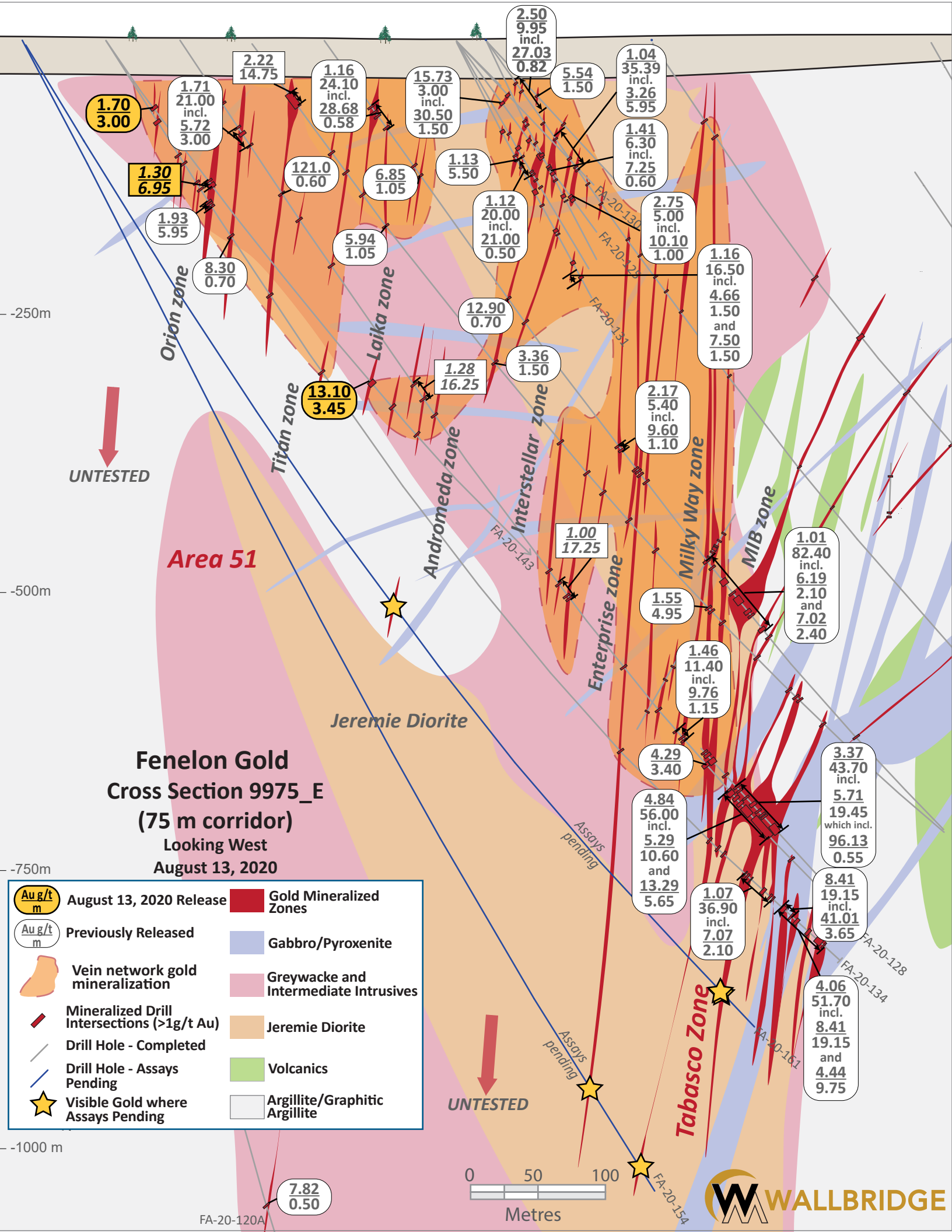




Fenelon Gold
Cross Section 9900_E
(75 m corridor)
Looking West
August 13, 2020

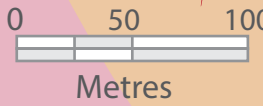
- | | | | |
|--|--|--|---------------------------------------|
| | August 11 & 13, 2020 Release | | Gold Mineralized Zones |
| | Previously Released | | Gabbro/Pyroxenite |
| | Vein network gold mineralization | | Greywacke and Intermediate Intrusives |
| | Mineralized Drill Intersections (>1g/t Au) | | Jeremie Diorite |
| | Drill Hole - Completed | | Volcanics |
| | Drill Hole - Assays Pending | | Argillite/Graphitic Argillite |
| | Visible Gold where Assays Pending | | |





Fenelon Gold
Cross Section 9975_E
(75 m corridor)
 Looking West
 August 13, 2020

Au g/t m August 13, 2020 Release	Gold Mineralized Zones
Au g/t m Previously Released	Gabbro/Pyroxenite
Vein network gold mineralization	Greywacke and Intermediate Intrusives
Mineralized Drill Intersections (>1g/t Au)	Jeremie Diorite
Drill Hole - Completed	Volcanics
Drill Hole - Assays Pending	Argillite/Graphitic Argillite
★ Visible Gold where Assays Pending	



-250m
-500m
-750m
-1000m

UNTESTED

UNTESTED

Area 51

Jeremie Diorite

Orion zone

Titan zone

Laika zone

Andromeda zone

Interstellar zone

Enterprise zone

Milky Way zone

MIB zone

Tabasco Zone

FA-20-120A

FA-20-154

FA-20-128

FA-20-134

FA-20-143

FA-20-154

FA-20-161

FA-20-181

Assays pending

Assays pending

FA-20-130

FA-20-128

FA-20-134

FA-20-143

FA-20-128

FA-20-134

FA-20-143

FA-20-154

FA-20-161

FA-20-181

1.70
3.00

1.71
21.00
incl.
5.72
3.00

2.22
14.75

1.16
24.10
incl.
28.68
0.58

15.73
3.00
incl.
30.50
1.50

2.50
9.95
incl.
27.03
0.82

5.54
1.50

1.04
35.39
incl.
3.26
5.95

1.41
6.30
incl.
7.25
0.60

1.30
6.95

1.93
5.95

8.30
0.70

121.0
0.60

6.85
1.05

1.13
5.50

1.12
20.00
incl.
21.00
0.50

2.75
5.00
incl.
10.10
1.00

1.16
16.50
incl.
4.66
1.50
and
7.50
1.50

12.90
0.70

1.28
16.25

3.36
1.50

13.10
3.45

2.17
5.40
incl.
9.60
1.10

1.00
17.25

1.55
4.95

1.01
82.40
incl.
6.19
2.10
and
7.02
2.40

1.46
11.40
incl.
9.76
1.15

4.29
3.40

4.84
56.00
incl.
5.29
10.60
and
13.29
5.65

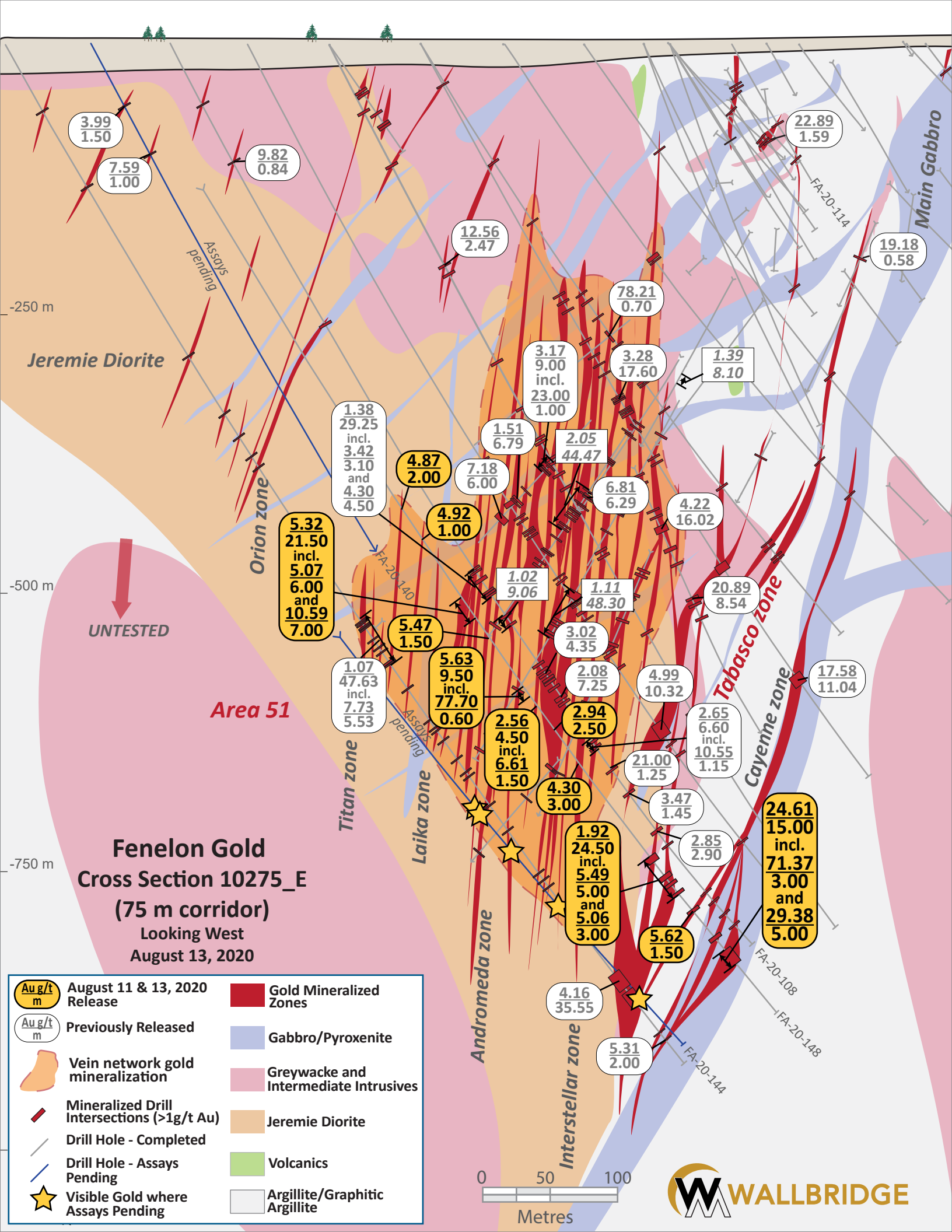
3.37
43.70
incl.
5.71
19.45
which incl.
96.13
0.55

1.07
36.90
incl.
7.07
2.10

8.41
19.15
incl.
41.01
3.65

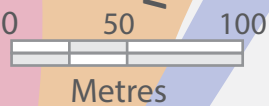
4.06
51.70
incl.
8.41
19.15
and
4.44
9.75

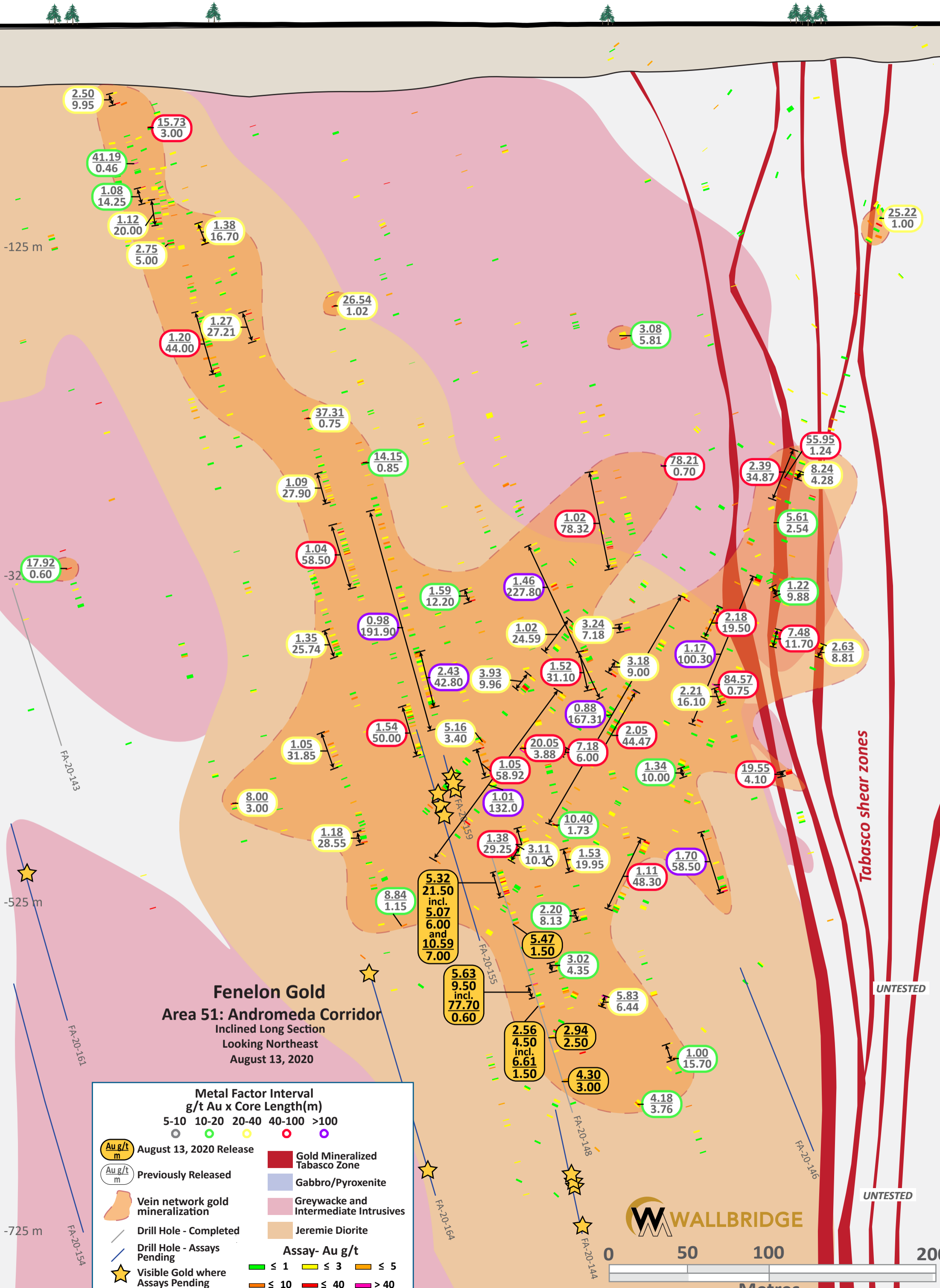
7.82
0.50



Fenelon Gold
Cross Section 10275_E
 (75 m corridor)
 Looking West
 August 13, 2020

	August 11 & 13, 2020 Release		Gold Mineralized Zones
	Previously Released		Gabbro/Pyroxenite
	Vein network gold mineralization		Greywacke and Intermediate Intrusives
	Mineralized Drill Intersections (>1g/t Au)		Jeremie Diorite
	Drill Hole - Completed		Volcanics
	Drill Hole - Assays Pending		Argillite/Graphitic Argillite
	Visible Gold where Assays Pending		





Fenelon Gold
Area 51: Andromeda Corridor
 Inclined Long Section
 Looking Northeast
 August 13, 2020

Metal Factor Interval
 g/t Au x Core Length(m)

5-10	10-20	20-40	40-100	>100
●	●	●	●	●

Au g/t m
 August 13, 2020 Release
 Previously Released

Legend:

- Gold Mineralized Tabasco Zone
- Gabbro/Pyroxenite
- Greywacke and Intermediate Intrusives
- Jeremie Diorite
- Vein network gold mineralization
- Drill Hole - Completed
- Drill Hole - Assays Pending
- Visible Gold where Assays Pending

Assay- Au g/t

● ≤ 1	● ≤ 3	● ≤ 5
● ≤ 10	● ≤ 40	● > 40

